



Purpose

The purpose of this MDM app is to capture

1. The number of Mid Day Meal student's present on a particular day
2. Menu of that day.

Download Procedure for UC browser

If UC browser is not exist on user's mobile then download the UC browser into the mobile from MDM main page and install the browser.

MDM App Download Method

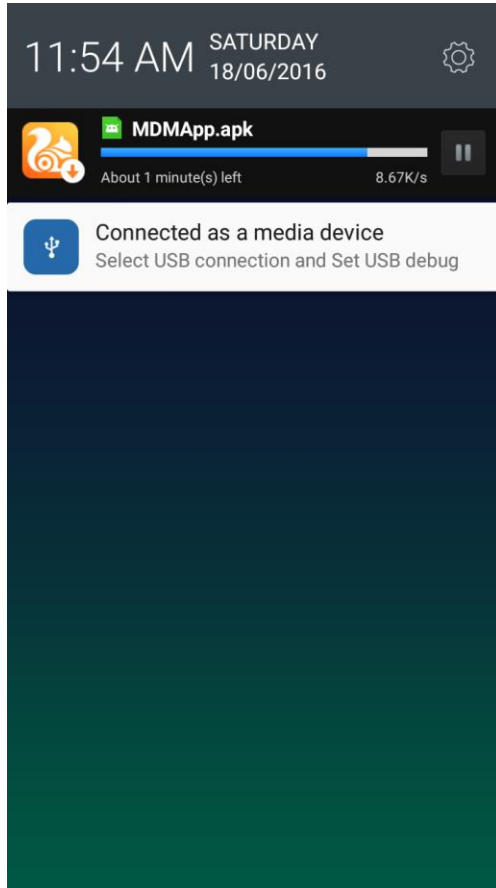
Step 1: Browse the site education.maharashtra.gov.in by using the UC browser only

Step 2: Click on download app and download the MDM app.





Step 3: The MDM app will be downloaded.





Step 4: Install the MDM app on the mobile by clicking on Install button



MDMApp

Do you want to install this application? It will get access to:

DEVICE ACCESS

- ↑↓ | full network access
- | view network connections

Cancel

Install

The mobile should be one of the 5 registered mobile

1. HM
2. AHM
3. Supervisor
4. Respondent
5. MDM nodal officer

Note: Mobile should have android Operating System




MDM App Registration Method (One time registration)

3G 11:42 AM

School Education and Sports Department
Government of Maharashtra

MDM Registration Form


महाराष्ट्र शासन
Mid Day Meal Scheme

Enter school UDISE code

+91 Enter registered mobile number

Reset Register

© Government of Maharashtra

On click of MDM App above registration screen will be seen on your mobile.



User Manual for MDM

Government of Maharashtra



Step 1: User has to enter the UDISE Code and enter the mobile number on which the user is installing the app.

Step 2: OTP will be sent by SMS to the mobile



Step 3: OTP has to be entered in the text box.


Step 4: Click on confirm OTP.

If the opening balance details are not entered then “Please fill MDM opening balance details in saral website” message will be displayed.



Attendance Entry

- User can enter only today's MDM attendance only, it does not allow the user to enter previous day data.
- This form will allow the attendance entry for only the MDM enabled classes
- Meal cooked details to be entered for 1-5 and 6-8 classes separately.

 School Education and Sports Department
Government of Maharashtra



School : 27010110701 (Z.P. SCHOOL , AJEPUR)
Today's Date : 14-06-2016
Classes enabled for MDM : (1,2,3,4,5,6,7,8)

Meal Cooked Details

Std. 1 st to 5 th		Std. 6 th to 8 th	
<input checked="" type="radio"/> Yes	<input type="radio"/> No	<input checked="" type="radio"/> Yes	<input type="radio"/> No
250	250		

Std.	1	2	3	4	5
Present students	50	50	50	50	50
Meal Served	50	50	50	50	50

Moong Dal

 **Reset**  **Check Data**

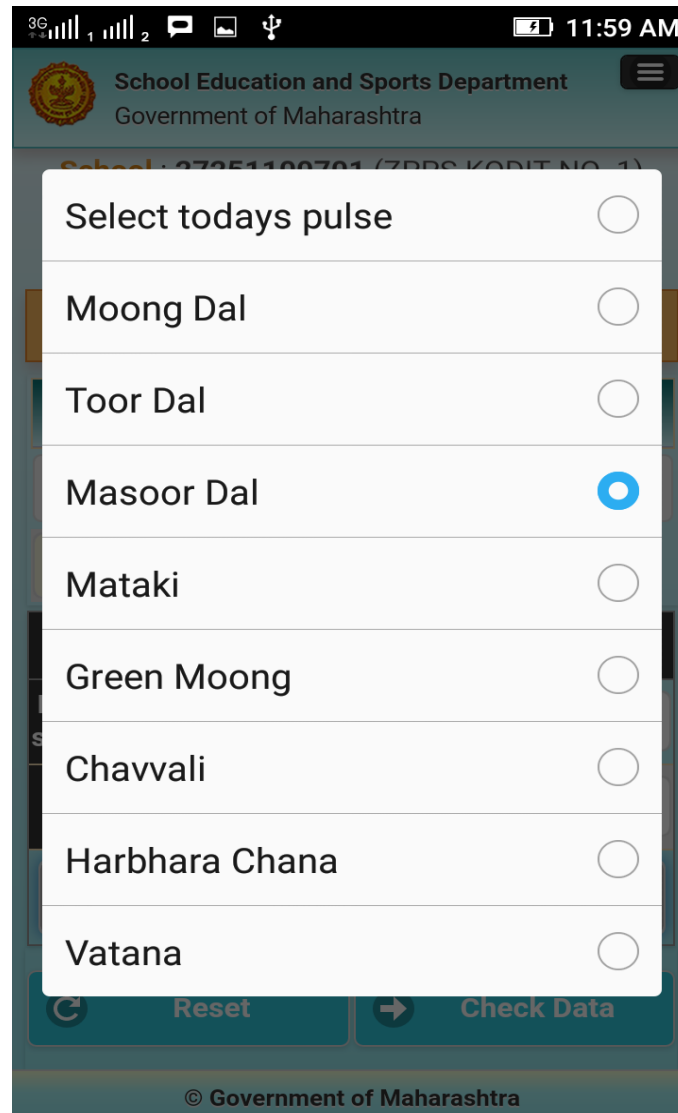
© Government of Maharashtra

If the Meal cooked for 1-5 is 'Yes', then enter the data for number of present student and number of students to whom meals was served.



User Manual for MDM

Government of Maharashtra



Select the pulse, which is used for cooking on that day for 1-5 classes.


If the Meal cooked for 1-5 is 'No' then select the reason for not cooking the meal.



User Manual for MDM

Government of Maharashtra



 School Education and Sports Department
Government of Maharashtra

School : 27010110701 (Z.P. SCHOOL , AJEPUR)

Today's Date : 14-06-2016

Classes enabled for MDM : (1,2,3,4,5,6,7,8)

Meal Cooked Details

Std. 1 st to 5 th	Std. 6 th to 8 th
<input type="radio"/> Yes <input checked="" type="radio"/> No	<input checked="" type="radio"/> Yes <input type="radio"/> No
<input type="text" value="250"/>	

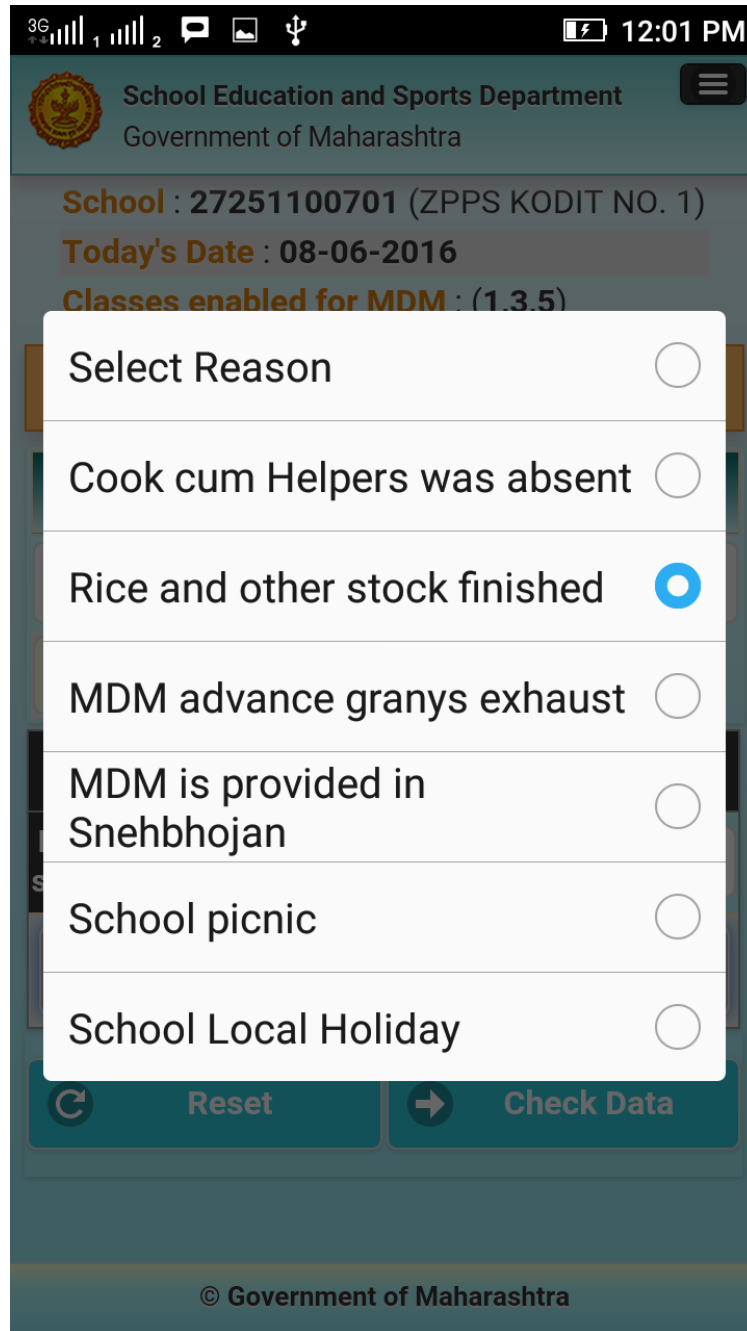
Std.	1	2	3	4	5
Present students	50	50	50	50	50

© Government of Maharashtra



User Manual for MDM

Government of Maharashtra



If the reason is 'Local holiday', 'School Picnic' then attendance of the students is not to be entered because this data will be used to give allowance. Else the number of students present is to be entered on the respective text box.

The above said method to be followed as it is for 6-8 classes also.

Enter the data for 1-5 and 6-8 classes separately




User Manual for MDM

Government of Maharashtra



Reset button will help the user to reset the data.

Click on check data.

**School Education and Sports Department**
Government of Maharashtra

School : 27010110701 (Z.P. SCHOOL , AJEPUR)

Today's Date : 14-06-2016

1st to 5th Meal Cooked : No
Rice and other stock finished

Std.	Present student	Meal served
1 st	50	0
2 nd	50	0
3 rd	50	0
4 th	50	0
5 th	50	0
Total	250	0

6th to 8th Meal Cooked : Yes
Masoor Dal

User can view and check the data which has been entered for that day. And then submit that data.

If any corrections required user will select the back and reenter the data.